

OPERATION RIO GRANDE

Operation Rio Grande launched August 14, 2017 with a three-phase plan. As each phase achieves success, the environment in the Rio Grande area will improve for those individuals seeking supportive services to overcome homelessness. The dashboard below outlines the outcomes and measurements of the operation.

For more information on the collective efforts to minimize homelessness visit www.homelessutah.org

DASHBOARD

COMMON GOAL: PREVENT AND MINIMIZE HOMELESSNESS

Key Measures:

1. Reduce the length of time people need the shelter: Baseline SFY 2017 — **48.5** days
Baseline SFY 2018 — **43.5** days
2. Increase the number of successful exits from the shelter to housing: Baseline SFY 2017 — **119**
Baseline SFY 2018 — **138**

Measurement will take place at the end of each State Fiscal Year.

PHASE I OUTCOME



Improve public safety & order by reducing the crime rate.

Measurement:
Part one offenses
Weeks 25-28 (July)

2018 **130**
3-year avg. 2014-2016 **233**

PHASE 2 OUTCOME

Support people struggling with mental illness & drug addiction so they can return to a path of self reliance.

Measurement:
Individuals entering treatment through the new drug court program

7

July 2018

132

Total to date

PHASE 3 OUTCOME

Prepare & connect individuals to income that supports housing.

Measurement:
Individuals employed



106

Through July 2018
(Dignity of Work began Nov. 9, 2017)

For more details, click the buttons below

Updated 8/13/2018

PHASE I
TRACKING

PHASE 2
TRACKING

PHASE 3
TRACKING

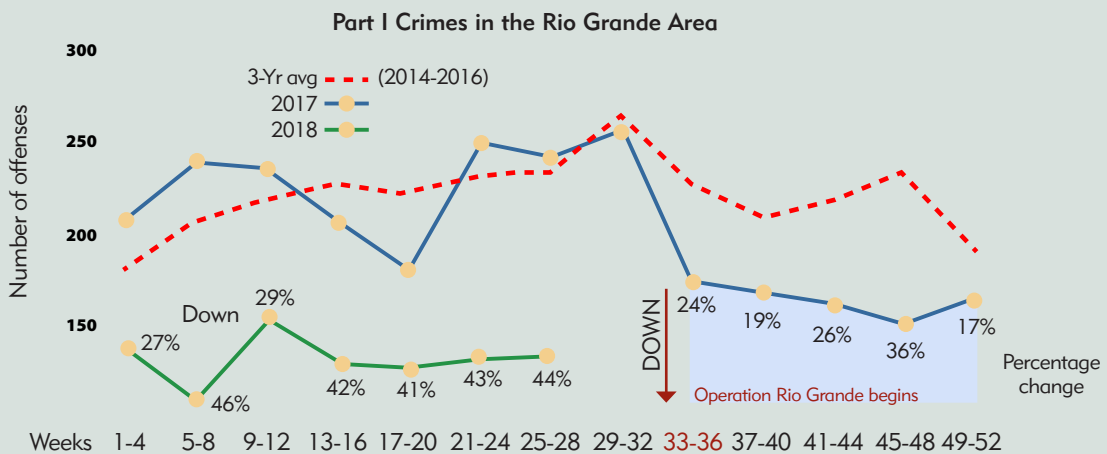
OPERATION RIO GRANDE

PHASE I TRACKING

Updated 8/13/2018

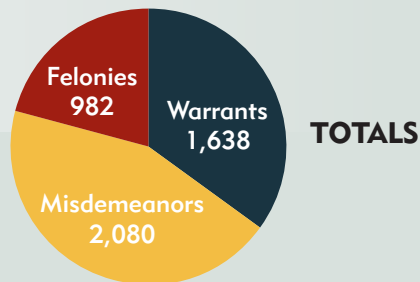
OVERALL OUTCOME: Improve public safety and order in the Rio Grande area.

MEASUREMENT: Part one offenses (serious/frequent crimes) — comparing the current year to a three-year average. *The figures included in this graph are preliminary figures for general situational awareness and trend purposes only. Figures may change over time with crime classification and area boundaries.*

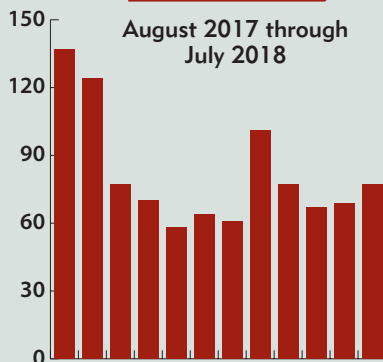


ADDITIONAL MEASUREMENTS

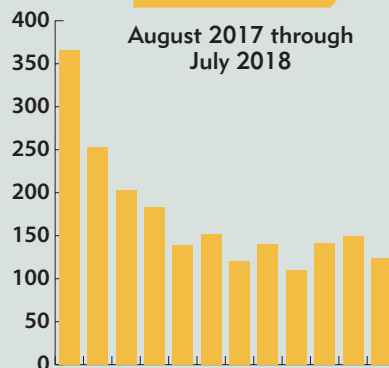
ARRESTS



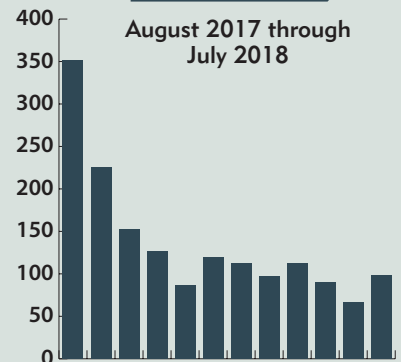
FELONIES



MISDEMEANORS



WARRANTS



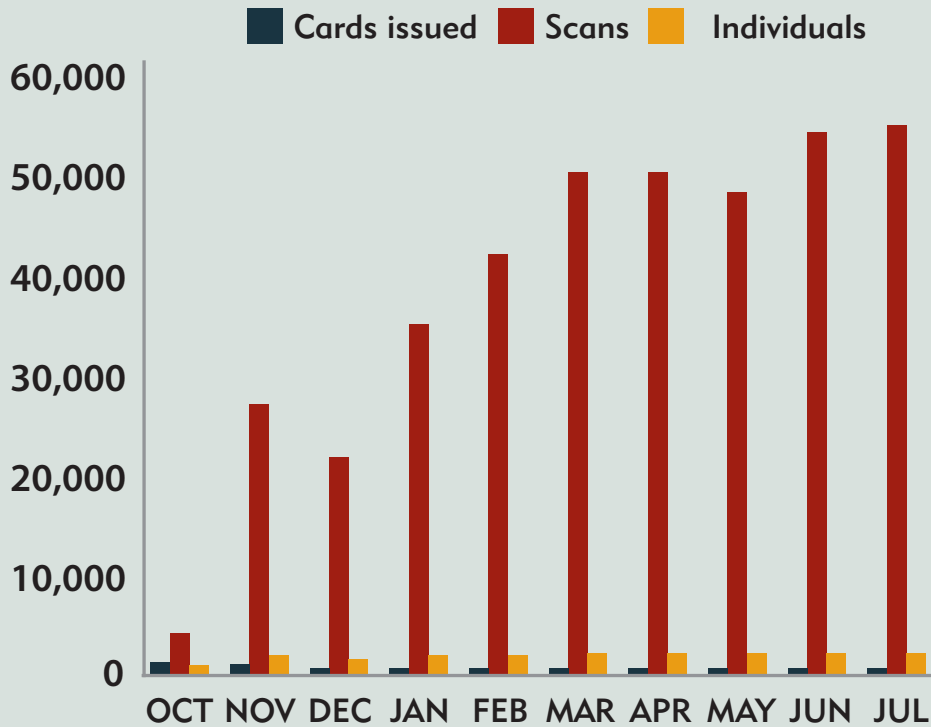
FOR MORE INFORMATION, VISIT WWW.OPERATIONRIOGRANDE.UTAH.GOV

OPERATION RIO GRANDE

PHASE I TRACKING

Updated 8/13/2018

SAFE SPACE ACTIVITIES



Cards Issued	
July 2018	485
Total since August 14, 2017	6,445
397,163 scans / 6,336 individuals	

Access Activity	
July 2018	56,242 scans / 2,312 individuals
Total since August 14, 2017	397,163 scans / 6,336 individuals

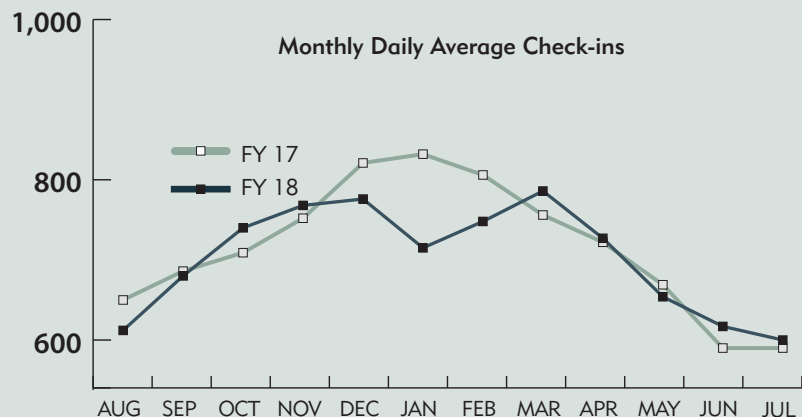
DOWNTOWN SHELTER



Average check-ins
Aug. – July

702 FY18
715 FY17

FY 18 = July 2017 through June 2018
FY 17 = July 2016 through June 2017



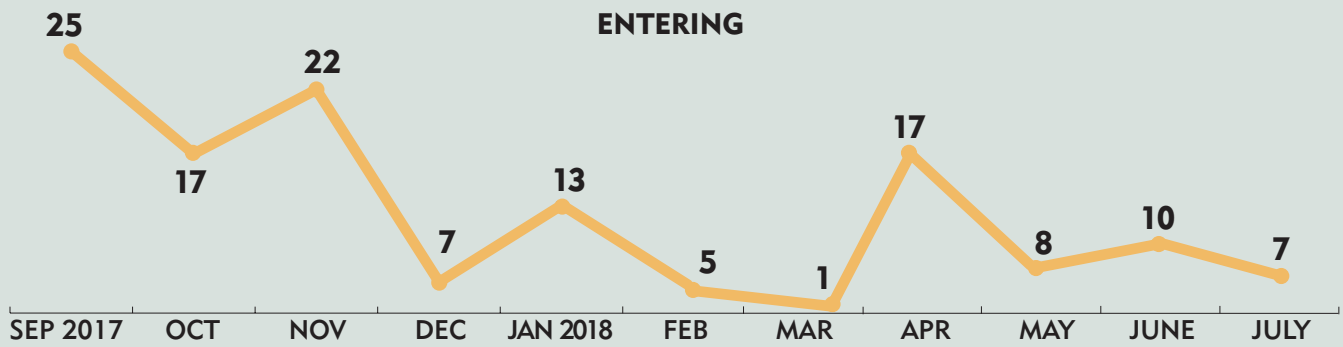
OPERATION RIO GRANDE

PHASE 2 TRACKING

Updated 8/13/2018

OVERALL OUTCOME: Support people struggling with mental illness & drug addiction so they can return to a path of self reliance.

MEASUREMENT: Number of individuals entering into treatment through the new drug court program as a result of Operation Rio Grande. The number is influenced by bed capacity and assessment activities.



ADDITIONAL MEASUREMENTS

July 2018

0

Beds added

11

Behavioral health assessments

Total since August 14, 2017

243

Beds added

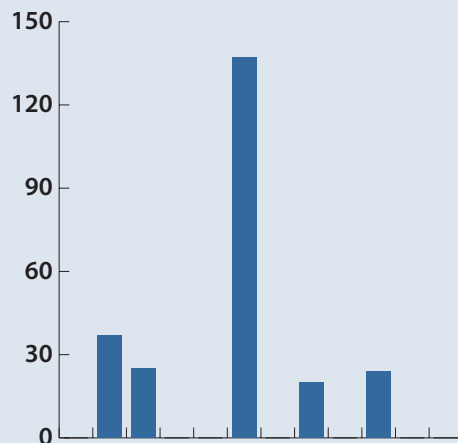
211

Behavioral health assessments



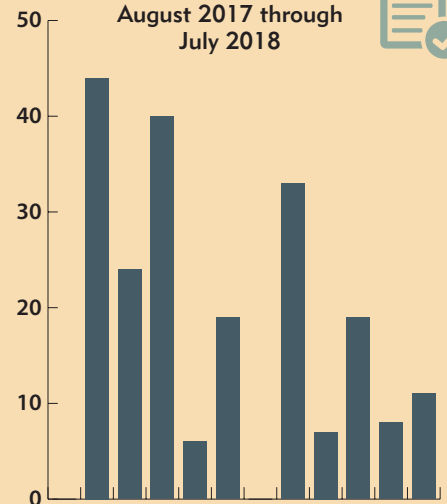
BEDS ADDED

August 2017 through July 2018



ASSESSMENTS

August 2017 through July 2018



FOR MORE INFORMATION, VISIT WWW.OPERATIONRIOGRANDE.UTAH.GOV

OPERATION RIO GRANDE

PHASE 2 TRACKING

Updated 8/13/2018

DRUG COURT

Number of individuals who have pled into the program




116
TOTAL 


SOBER LIVING

Activity	July 2018	Total since Dec. 2017
Residential beds gained	19	102
Placements	27	143

BEDS GAINED



PLACEMENTS



FOR MORE INFORMATION, VISIT WWW.OPERATIONRIOGRANDE.UTAH.GOV

OPERATION RIO GRANDE

PHASE 2 TRACKING

Updated 8/13/2018

Targeted Adult Medicaid (TAM) Enrollment by Subgroup

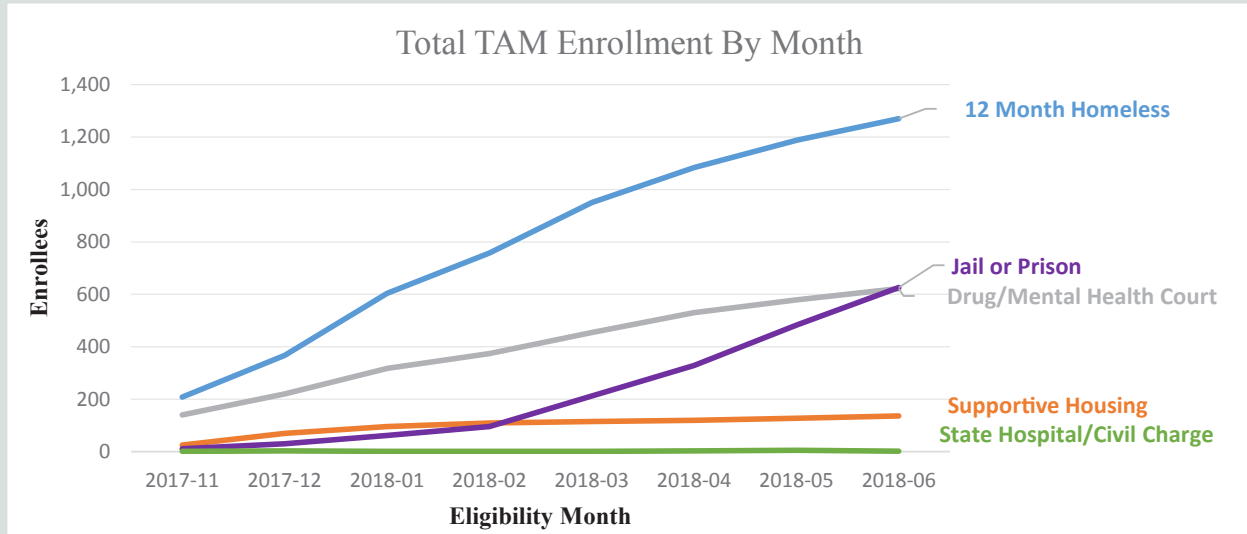


Figure 1

TAM Enrollment by Month

TAM Category	2017-11	2017-12	2018-01	2018-02	2018-03	2018-04	2018-05	2018-06
12 Month Homeless	208	367	604	758	950	1,084	1,188	1,270
Supportive Housing	25	70	96	109	115	119	127	136
Drug/Mental Health Court	140	220	317	374	454	530	579	622
Jail or Prison	11	30	62	96	212	329	483	626
State Hospital/Civil Charge	1	3	1	1	1	3	5	2
Total	385	690	1,080	1,338	1,732	2,065	2,382	2,656

Table 1

Notes:

Enrollment as of July 11, 2018. Enrollment includes retroactive applications processed up to the run date. Enrollment numbers reported here are subject to change with future applications that may include retroactive coverage.

OPERATION RIO GRANDE

PHASE 3 TRACKING

Updated 8/13/2018

OVERALL OUTCOME: Prepare and connect individuals to income that supports housing.

MEASUREMENT: Number of individuals that become employed through Dignity of Work activities and continue their employment over a period of time.



106
Employed

Through July 2018
(Dignity of Work began
November 9, 2017)

ADDITIONAL MEASUREMENTS

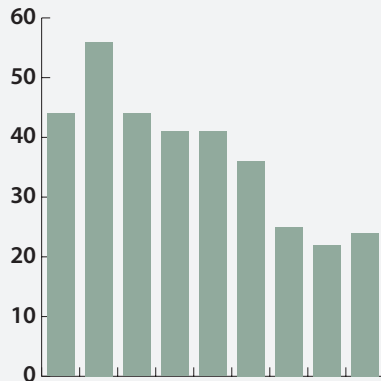


JOB SEEKER

Activity	July 2018	Total since Nov. 9, 2017
Employment Plans	24	333

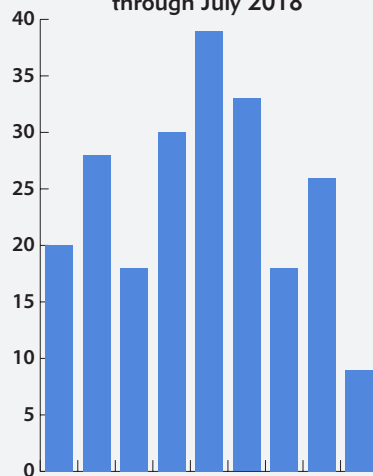
Employment Plans

November 2017
through July 2018



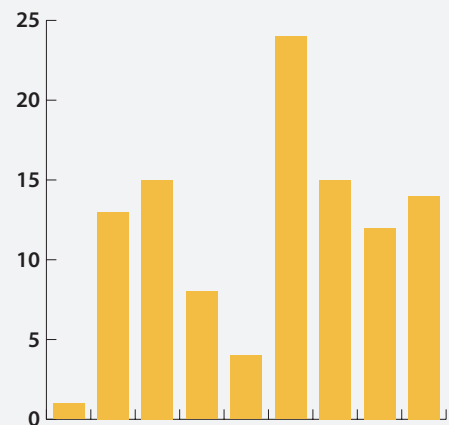
Job Postings

November 2017
through July 2018



Employed

November 2017
through July 2018



DIGNITY OF WORK EMPLOYERS

Activity	July 2018	Total since Nov. 9, 2017
Jobs: Postings	9	221

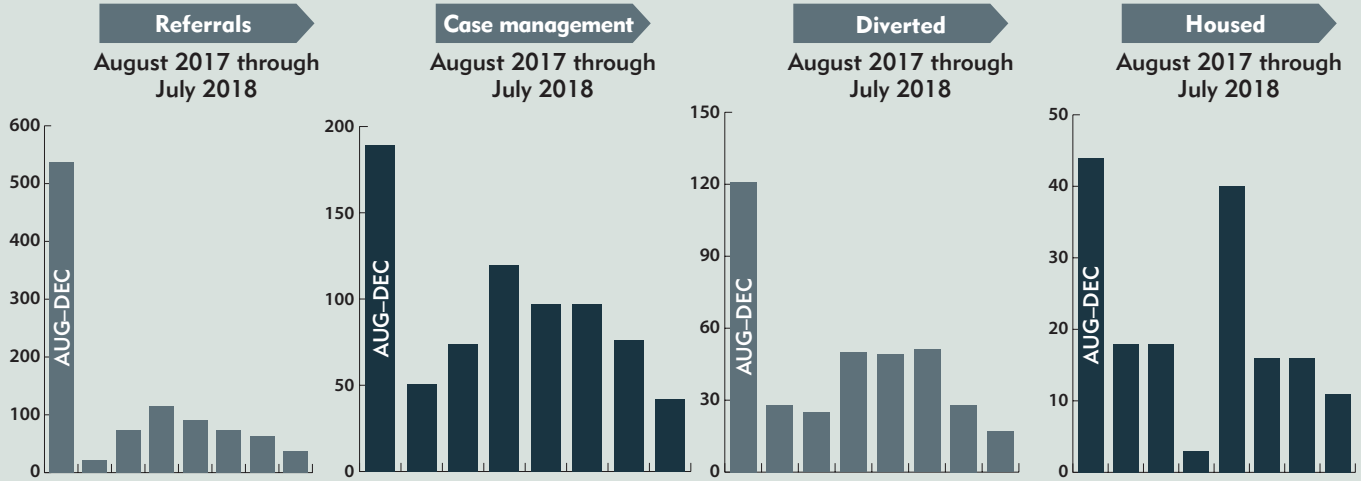
FOR MORE INFORMATION, VISIT WWW.OPERATIONRIOGRANDE.UTAH.GOV

OPERATION RIO GRANDE

PHASE 3 TRACKING

Updated 8/13/2018

SHORT TERM HOUSING



HOUSING

Short Term/Diversion (July 2018)			*Long Term Housing Support (July 2018)		
Measure	No. of Individuals	Total Since Aug. 14, 2017	Measure	No. of Individuals	Total Since Aug. 14, 2017
Referrals	38	1,015	Individuals served	80	541
Diverted from emergency shelter	17	369	Individuals housed	20	88
Housed	11	166			
Receiving housing case management	42				

LONG TERM HOUSING

